

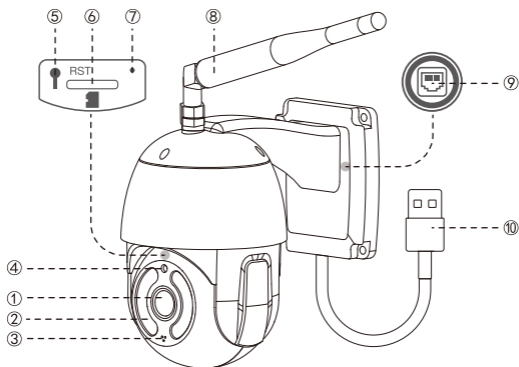
W9

Quick Installation Guide

1080P Wireless Pan and Tilt Outdoor Camera

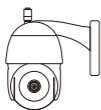


Product diagram



- | | | |
|--------------------|-------------------|------------------|
| ① Lens | ⑤ Reset button | ⑨ RJ45 interface |
| ② Night vision LED | ⑥ TF card slot | ⑩ USB interface |
| ③ Microphone | ⑦ Indicator light | |
| ④ Photoresistance | ⑧ Antenna | |

What's in the Box



Camera



Power Adapter



Antenna



Mounting Screws
& Anchors



Punch positioning
sticker



Installation
Guide

Indicator lights status

Light Status	Camera Status
Red light on	Camera is powered on
Red and blue light alternately flashing	Waiting to connect now
Blue light flashing	Camera is connecting Wi-Fi
Blue light solid	Succeeded to connect Wi-Fi
Red light quickly flashing	1. Reset camera to factory setting 2. Camera is upgrading firmware

Warm note: Please make sure your router is connected to Internet.

User's Guide

1. Download and Install

Go to the App Store or Google Play to search and download "Wansview Cloud" APP on your smartphone. Or scan below QR code to get the APP,



2. Register Account

Open the "Wansview Cloud" APP and register an account with your email, and activate it.

Tips: Your password must be 8-16 characters, and contains at least the following three categories: numbers, uppercase letters, lowercase letters or special characters.

3. Add W9



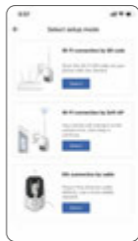
①

Click "Add Device" or "+"



②

Select W9



③

Select Set-up Mode



④
Device Power On



⑤
Wi-Fi setup



⑥
Scan the QR code



⑦
Wait for connection



⑧
Pair succeed



⑨
The device is online



⑩
Live video

Tips:

1. This outdoor security camera only works with 2.4GHz Wi-Fi, 5GHz Wi-Fi is not supported!
2. Please put the camera near to the router during setting up the camera, after connecting the camera to Wi-Fi, you can place the camera to other place.

Note: Put the camera close the router(3 feet) during setting up the camera.

FAQ

The camera can not connect to Wi-Fi ?

Please press the reset button on camera for 5 seconds until the red light flashes quickly and the camera says "reset is successful" , Please wait for about one minute, then the camera will flash blue and red light alternately and you can reconnect it now.



Share the camera to other phone.

Tap "Settings-Invite family members" or press  to enter share device, you can share camera feed with family members.

The shared member should download the Wansview Cloud app, and register an new account, then click "Receive" .

